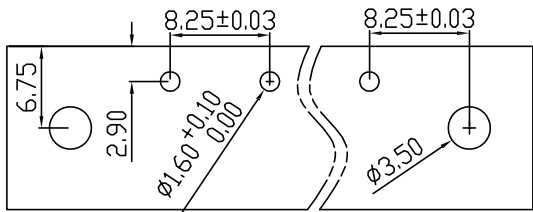
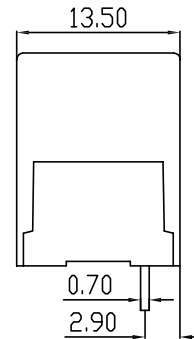
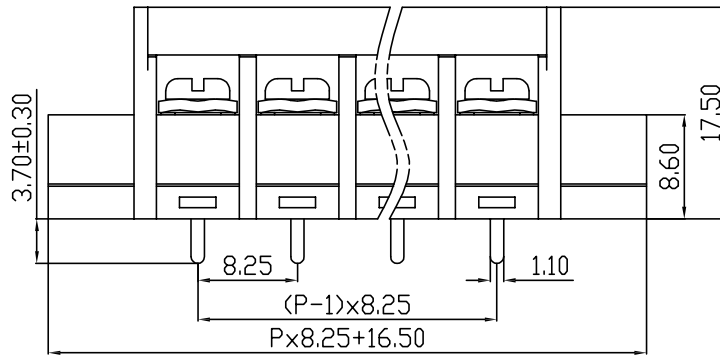
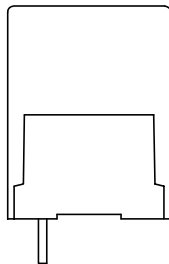



linear dimension(Tolerances Standard GB/T 14486-2008)								—	∇	\perp
variable range	to 6	over 6 to 10	over 10 to 30	over 30 to 60	over 60 to 100	over 100 to 160	over 160 to	to 10	over 10 to 100	over 100 to
tolerance	±0.20	±0.30	±0.50	±0.70	±1.00	±1.30	±1.60	0.10	0.30	0.60



PCB Layout



UL/CUL 技术参数		UL/CUL Technical Data		
等级	Use Group	B	C	D
额定电压	Rated Voltage [V]	300	-	-
额定电流	Rated Current [A]	20	-	-
接线范围	Wire Range	22-12		
单/多芯线	Solid/Stranded [AWG]			
IEC 技术参数				
IEC Technical Data				
额定电压	Rated Voltage [V]	450		
额定电流	Rated Current [A]	24		
耐电压	Withstanding Voltage [AWG]	2500V/1Min		
导线截面积	Conductor cross section	2.5		
硬质/柔性导线	Solid/flexible [mm ²]			
材料				
绝缘材料	Insulation Material	PA66		
阻燃等级	Imflamability	UL94V-0		
导体材料	Contacting Material	铜合金 Copper alloy		
导体表面镀层	Contactive Coating	镀锡 Sn Plated		
一般参数				
间距	Pitch [mm]	8.25		
极数	Poles [P]	02~24		
螺丝	Screw/扭矩 Torque(Max) [N.m]	M3/0.8		
工作温度	Operating temperatur [°C]	-40~+105		
引针尺寸	Pin Dimensions [mm]	-		
PCB板孔径	PCB Hole Diameter [mm]	1.6		

DBT40SM — 8.25 — XXP — C — S/P
 (Series No.) (Pitch) (Poles) Slotted/Phillips

(Color):GN:(Green), BK:(Black), BU:(Blue), RD:(Red), GY:(Gray)
 OG:(Orange), WT:(White), YL:(Yellow), CR:(Clear)

APPD:	JTing Chen	2022.11.27
CHKD:	Duck Mao	2022.11.27
DRFT:	Steven Lu	2022.11.27

DORABO		宁波地博电气有限公司 Ningbo Dorabo Electric CO., Ltd		
NAME: DBT40SM-8.25-XXP-C-P				
\oplus	\triangleleft	SIZE: A4	mm (inch)	REV T0-1
TYPE: CUSTOMER_DRAWING		SCALE: 1:1	SHEET	1/1