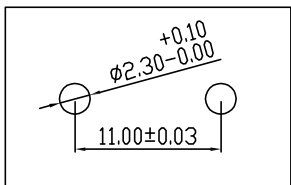
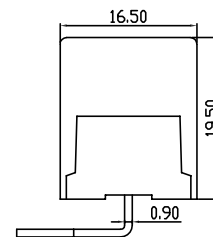
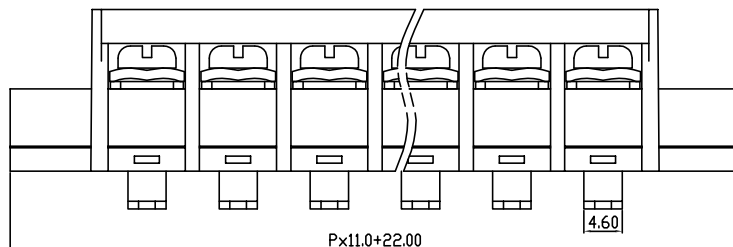
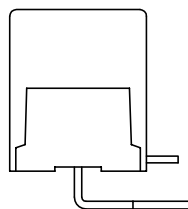
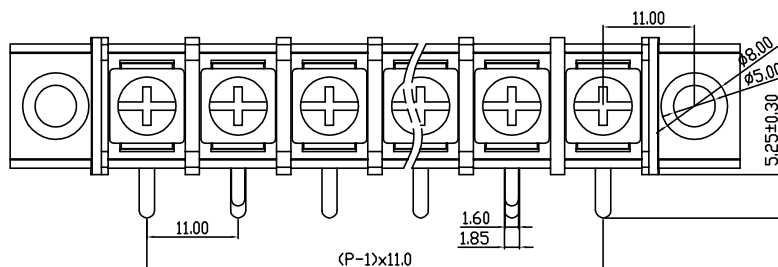


| linear dimension(Tolerances Standard GB/T 14486-2008) |       |              |               |               |                |                 |             | —     | $\nabla$       | $\perp$     |
|---|-------|--------------|---------------|---------------|----------------|-----------------|-------------|-------|----------------|-------------|
| variable range  | to 6  | over 6 to 10 | over 10 to 30 | over 30 to 60 | over 60 to 100 | over 100 to 160 | over 160 to | to 10 | over 10 to 100 | over 100 to |
| tolerance   | ±0.20 | ±0.30        | ±0.50         | ±0.70         | ±1.00          | ±1.30           | ±1.60       | 0.10  | 0.30           | 0.60        |



PCB Layout



| UL/CUL 技术参数           |                                   |                  |   |   |
|-----------------------|-----------------------------------|------------------|---|---|
| UL/CUL Technical Data |                                   |                  |   |   |
| 等级                    | Use Group                         | B                | C | D |
| 额定电压                  | Rated Voltage [V]                 | 300              | - | - |
| 额定电流                  | Rated Current [A]                 | 30               | - | - |
| 接线范围                  | Wire Range                        | 18-10            |   |   |
| 单/多芯线                 | Solid/Stranded [AWG]              |                  |   |   |
| IEC 技术参数              |                                   |                  |   |   |
| IEC Technical Data    |                                   |                  |   |   |
| 额定电压                  | Rated Voltage [V]                 | 750              |   |   |
| 额定电流                  | Rated Current [A]                 | 32               |   |   |
| 耐电压                   | Withstanding Voltage [AWG]        | 3000V/1Min       |   |   |
| 导线截面积                 | Conductor cross section           | 4.0              |   |   |
| 硬质/柔性导线               | Solid/flexible [mm <sup>2</sup> ] |                  |   |   |
| 材料 Material           |                                   |                  |   |   |
| 绝缘材料                  | Insulation Material               | PA66             |   |   |
| 阻燃等级                  | Flammability                      | UL94V-0          |   |   |
| 导体材料                  | Contacting Material               | 铜合金 Copper alloy |   |   |
| 导体表面镀层                | Contactive Coating                | 镀锡 Sn Plated     |   |   |
| 一般参数 Other Data       |                                   |                  |   |   |
| 间距                    | Pitch [mm]                        | 11.0             |   |   |
| 极数                    | Poles [P]                         | 02-24            |   |   |
| 螺丝                    | Screw/扭矩 Torque(Max) [N.m]        | M4/1.0           |   |   |
| 工作温度                  | Operating temperatur [°C]         | -40~+105         |   |   |
| 引针尺寸                  | Pin Dimensions [mm]               | -                |   |   |
| PCB板孔径                | PCB Hole Diameter [mm]            | 2.3              |   |   |

DBT40RM — 11.0 — XXP — C — S/P  
 (Series No.) (Pitch) (Poles) Slotted/Phillips  
 (Color):GN:(Green), BK:(Black), BU:(Blue), RD:(Red), GY:(Gray)  
 OG:(Orange), WT:(White), YL:(Yellow), CR:(Clear)

APPD: JTING Chen 2022.11.26  
 CHKD: Duck Mao 2022.11.26  
 DRFT: Steven Lu 2022.11.26

**DORABO** 宁波地博电气有限公司  
 Ningbo Dorabo Electric CO., Ltd

NAME: DBT40RM-11.0-XXP-C-P

TYPE: CUSTOMER\_DRAWING

SIZE: A4

SCALE: 1:1

REV: T0-1

SHEET: 1/1