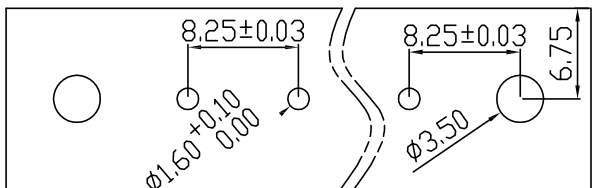
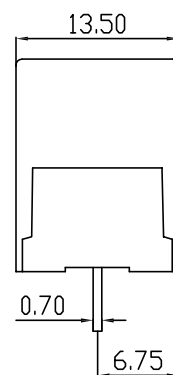
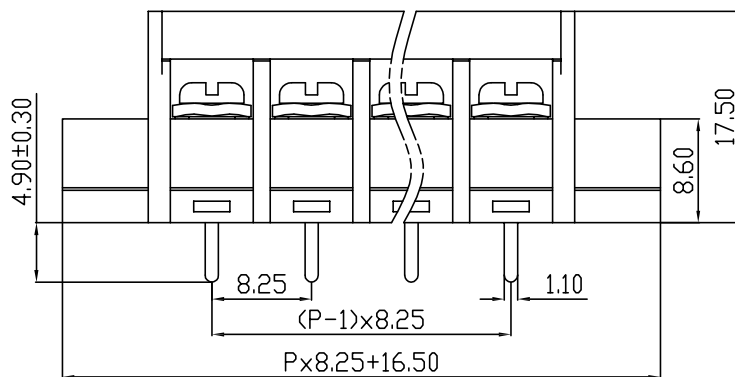
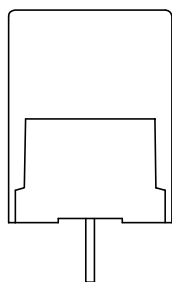



linear dimension(Tolerances Standard GB/T 14486-2008)								— ▧ ⊥		
variable range	to 6	over 6	over 10	over 30	over 60	over 100	over 160	to 10	over 10	over 100
		to 10	to 30	to 60	to 100	to 160	to 100		to 100	
tolerance	±0.20	±0.30	±0.50	±0.70	±1.00	±1.30	±1.60	0.10	0.30	0.60



PCB Layout



UL/CUL 技术参数		UL/CUL Technical Data		
等级	Use Group	B	C	D
额定电压	Rated Voltage [V]	300	-	-
额定电流	Rated Current [A]	20	-	-
接线范围	Wire Range	22-12		
单/多芯线	Solid/Stranded [AWG]			
IEC 技术参数		IEC Technical Data		
额定电压	Rated Voltage [V]	450		
额定电流	Rated Current [A]	24		
耐电压	Withstanding Voltage [AWG]	2500V/1Min		
导线截面积	Conductor cross section	2.5		
硬质/柔性导线	Solid/flexible [mm ²]			
材料		Material		
绝缘材料	Insulation Material	PA66		
阻燃等级	Imflammability	UL94V-0		
导体材料	Contacting Material	铜合金 Copper alloy		
导体表面镀层	Contactive Coating	镀锡 Sn Plated		
一般参数		Other Data		
间距	Pitch [mm]	8.25		
极数	Poles [P]	02~24		
螺丝	Screw/扭矩 Torque(Max) [N.m]	M3/0.8		
工作温度	Operating temperatur [°C]	-40~+105		
引针尺寸	Pin Dimensions [mm]	-		
PCB板孔径	PCB Hole Diameter [mm]	1.6		

DBT40CM — 8.25 — XXP — C — S/P
 (Series No.) (Pitch) (Poles) Slotted/Phillips
 (Color):GN:(Green), BK:(Black), BU:(Blue), RD:(Red), GY:(Gray)
 OG:(Orange), WT:(White), YL:(Yellow), CR:(Clear)

APPD: JTING Chen 2022.11.27
 CHKD: Duck Mao 2022.11.27
 DRFT: Steven Lu 2022.11.27

DORABO 宁波地博电气有限公司
 Ningbo Dorabo Electric CO., Ltd

NAME: DBT40CM-8.25-XXP-C-P

TYPE: CUSTOMER_DRAWING

SIZE: A4

SCALE: 1:1

REV: T0-1

SHEET: 1/1