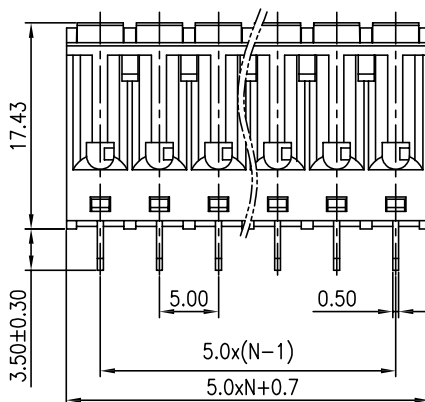
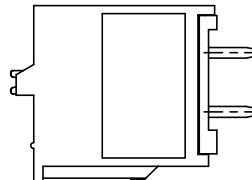
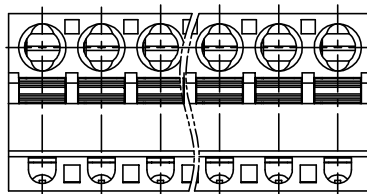
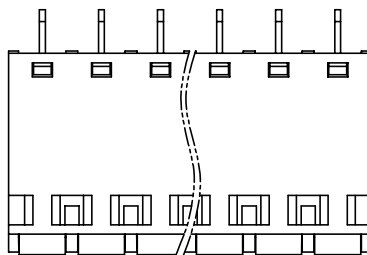
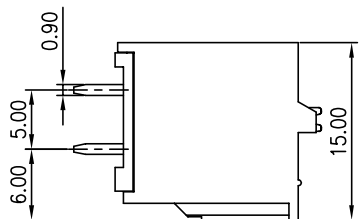
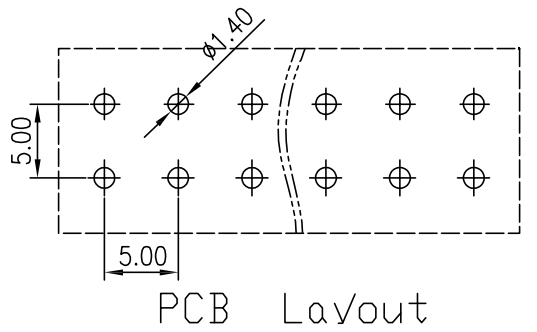


| linear dimension(Tolerances Standard GB/T 14486-2008) | | | | | | | | — | ∇ | \perp |
|---|-------|--------------|---------------|---------------|----------------|-----------------|-------------|-------|----------------|-------------|
| variable range | to 6 | over 6 to 10 | over 10 to 30 | over 30 to 60 | over 60 to 100 | over 100 to 160 | over 160 to | to 10 | over 10 to 100 | over 100 to |
| tolerance | ±0.20 | ±0.30 | ±0.50 | ±0.70 | ±1.00 | ±1.30 | ±1.60 | 0.10 | 0.30 | 0.60 |



DB2EKDV — 5.0 — XXP — C

(Series No.) (Pitch) (Poles)

(Color):GN:(Green), BK:(Black), BU:(Blue), RD:(Red), GY:(Gray)
OG:(Orange), WT:(White), YL:(Yellow), CR:(Clear)

APPD: JTING Chen 2022.11.23
CHKD: Duck Mao 2022.11.23
DRFT: Steven Lu 2022.11.23

| UL/CUL 技术参数 | | UL/CUL Technical Data | | |
|--------------------|-----------------------------------|-----------------------|-----|----|
| 等级 | Use Group | B | C | D |
| 额定电压 | Rated Voltage [V] | 300 | - | - |
| 额定电流 | Rated Current [A] | 12 | - | - |
| 接线范围 | Wire Range | 26-12 | | |
| 单/多芯线 | Solid/Stranded [AWG] | | | |
| 耐电压 | Withstanding Voltage | 1600V/1Min | | |
| IEC 技术参数 | | | | |
| IEC Technical Data | | | | |
| 过电压类别 | Overvoltage Category | III | III | II |
| 污染等级 | Contamination Class | 3 | 2 | 2 |
| 额定电压 | Rated Voltage [V] | - | 320 | - |
| 额定电流 | Rated Current [A] | - | 20 | - |
| 额定冲击电压 | Impulse withstand voltagea [KV] | - | 4 | - |
| 导线截面积 | Conductor cross section | 0.2-2.5 | | |
| 硬质/柔性导线 | Solid/flexible [mm ²] | | | |
| 材料 | | | | |
| 绝缘材料 | Insulation Material | PA66 | | |
| 阻燃等级 | Infammability | UL94V-0 | | |
| 导体材料 | Contact Material | 铜合金 Copper alloy | | |
| 导体表面镀层 | Contactive Coating | 镀锡 Sn Plated | | |
| 一般参数 | | | | |
| 间距 | Pitch [mm] | 5.0 | | |
| 极数 | Poles [P] | 02-04 | | |
| 剥线长度 | Stripping Length [mm] | 9-10 | | |
| 螺丝 | Screw/扭矩 Torque(Max) [N.m] | - | | |
| 工作温度 | Operating temperatur [°C] | -40~+105 | | |
| 引针尺寸 | Pin Dimensions [mm] | - | | |
| PCB板孔径 | PCB Hole Diameter [mm] | 1.40 | | |

DORABO 宁波地博电气有限公司
Ningbo Dorabo Electric CO., Ltd

NAME: DB2EKDV-5.0-XXP-C

| | | | | |
|------------------------|------------|-----------|-----|------|
| \oplus | SIZE: A4 | mm (inch) | REV | T0-1 |
| TYPE: CUSTOMER_DRAWING | SCALE: 1:1 | SHEET | 1/1 | |