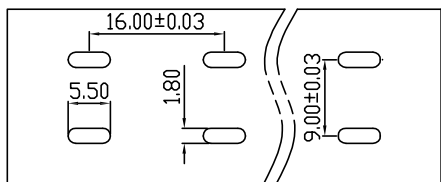
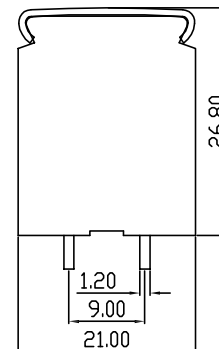
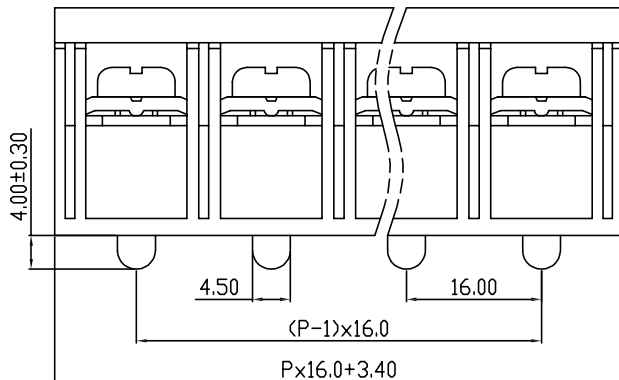
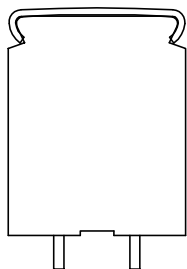



linear dimension(Tolerances Standard GB/T 14486-2008)								—		
variable range	to 6	over 6 to 10	over 10 to 30	over 30 to 60	over 60 to 100	over 100 to 160	over 160 to	to 10	over 10 to 100	over 100 to
tolerance	±0.20	±0.30	±0.50	±0.70	±1.00	±1.30	±1.60	0.10	0.30	0.60



PCB Layout



UL/CUL 技术参数				
UL/CUL Technical Data		B	C	D
等级 Use Group		B	C	D
额定电压 Rated Voltage [V]	600	-	-	-
额定电流 Rated Current [A]	65	-	-	-
接线范围 Wire Range	14-6			
单/多芯线 Solid/Stranded [AWG]				
IEC 技术参数				
IEC Technical Data				
额定电压 Rated Voltage [V]	1000			
额定电流 Rated Current [A]	76			
耐电压 Withstanding Voltage [AWG]	3500V/1Min			
导线截面积 Conductor cross section	16.0			
硬质/柔性导线 Solid/flexible [mm ²]				
材料 Material				
绝缘材料 Insulation Material	PA66			
阻燃等级 Inflammability	UL94V-0			
导体材料 Contactor Material	铜合金 Copper alloy			
导体表面镀层 Contactive Coating	镀锡 Sn Plated			
一般参数 Other Data				
间距 Pitch [mm]	16.0			
极数 Poles [P]	02-12			
螺丝 Screw/扭矩 Torque(Max) [N.m]	M6/3.0			
工作温度 Operating temperatur [°C]	-40~+105			
引针尺寸 Pin Dimensions [mm]	-			
PCB板孔径 PCB Hole Diameter [mm]	-			

DBT40CC — 16.0 — XXP — C — S/P

(Series No.) (Pitch) (Poles)

Slotted/Phillips

(Color):GN:(Green), BK:(Black), BU:(Blue), RD:(Red), GY:(Gray)
OG:(Orange), WT:(White), YL:(Yellow), CR:(Clear)

APPD: JTING Chen 2022.11.09
CHKD: Duck Mao 2022.11.09
DRFT: Steven Lu 2022.11.09

DORABO

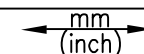
宁波地博电气有限公司
Ningbo Dorabo Electric CO., Ltd

NAME:

DBT40CC-16.0-XXP-C-P



SIZE: A4



REV

T0-1

TYPE: CUSTOMER_DRAWING

SCALE: 1:1

SHEET

1/1