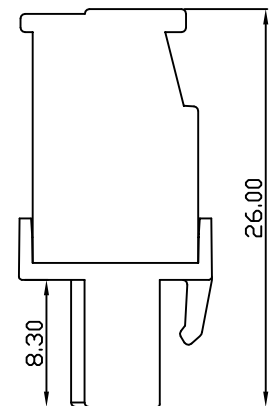
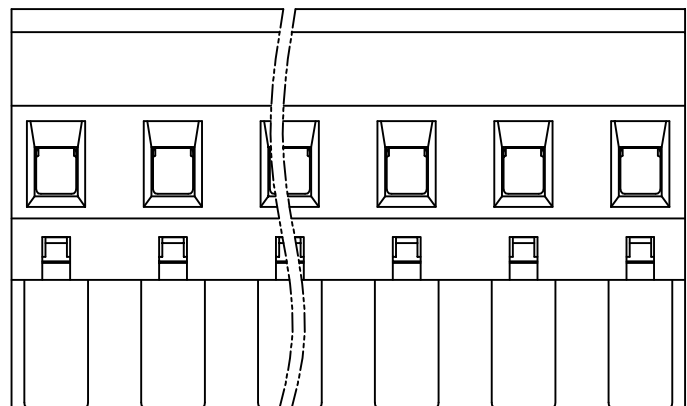
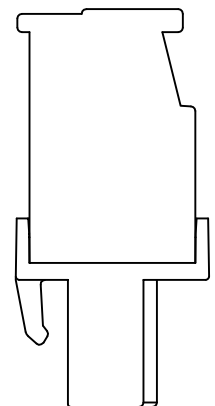
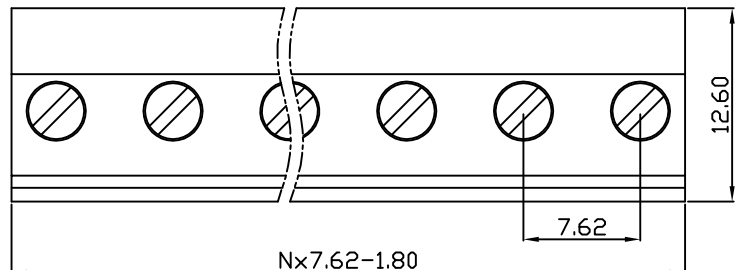


| linear dimension(Tolerances Standard GB/T 14486-2008) |       |              |               |               |                |                 |             | —     | ∕              | ⊥           |
|---|-------|--------------|---------------|---------------|----------------|-----------------|-------------|-------|----------------|-------------|
| variable range  | to 6  | over 6 to 10 | over 10 to 30 | over 30 to 60 | over 60 to 100 | over 100 to 160 | over 160 to | to 10 | over 10 to 100 | over 100 to |
| tolerance   | ±0.20 | ±0.30        | ±0.50         | ±0.70         | ±1.00          | ±1.30           | ±1.60       | 0.10  | 0.30           | 0.60        |



| UL/CUL 技术参数 |                                 | UL/CUL Technical Data |     |      |
|-------------|---------------------------------|-----------------------|-----|------|
| 等级          | Use Group                       | B                     | C   | D    |
| 额定电压        | Rated Voltage [V]               | 300                   | -   | 300  |
| 额定电流        | Rated Current [A]               | 15                    | -   | 10   |
| 接线范围        | Wire Range                      | 28-12                 |     |      |
| 单/多芯线       | Solid/Stranded [AWG]            |                       |     |      |
| 耐电压         | Withstanding Voltage            | 1600V/1Min            |     |      |
| IEC 技术参数    |                                 | IEC Technical Data    |     |      |
| 过电压类别       | Overvoltage Category            | III                   | III | II   |
| 污染等级        | Contamination Class             | 3                     | 2   | 2    |
| 额定电压        | Rated Voltage [V]               | 500                   | 630 | 1000 |
| 额定电流        | Rated Current [A]               | 12                    | 12  | 12   |
| 额定冲击电压      | Impulse withstand voltagea [KV] | 6                     | 6   | 6    |
| 导线截面积       | Conductor cross section         | 2.5                   |     |      |
| 硬质/柔性导线     | Solid/ flexible [mm²]           |                       |     |      |
| 材料          |                                 | Material              |     |      |
| 绝缘材料        | Insulation Material             | PA66                  |     |      |
| 阻燃等级        | Imflamability                   | UL94V-0               |     |      |
| 导体材料        | Contact Material                | 铜合金 Copper alloy      |     |      |
| 导体表面镀层      | Contactive Coating              | 镀镍 Ni Plated          |     |      |
| 一般参数        |                                 | Other Data            |     |      |
| 间距          | Pitch [mm]                      | 7.62                  |     |      |
| 极数          | Poles [P]                       | 02-24                 |     |      |
| 剥线长度        | Stripping Length [mm]           | 7-8                   |     |      |
| 螺丝          | Screw/扭矩 Torque(Max) [N.m]      | M3/0.5                |     |      |
| 工作温度        | Operating temperatur [°C]       | -40~+105              |     |      |
| 引针尺寸        | Pin Dimensions [mm]             | -                     |     |      |
| PCB板孔径      | PCB Hole Diameter [mm]          | -                     |     |      |

DB2EKB — 7.62 — XXP — C — S/P

(Series No.) (Pitch) (Poles) Slotted/Phillips

(Color) : 1.(Green) 2.(Black) 3.(Blue) 4.(Clear) 5.(Gray)  
6.(Orange) 7.(Red) 8.(White) 9.(Yellow)

APPD: JTING Chen 2022.6.2  
CHKD: Duck Mao 2022.6.2  
DRFT: Steven Lu 2022.6.2

**DORABO** 宁波地博电气有限公司  
Ningbo Dorabo Electric CO., Ltd

NAME: DB2EKB-7.62-XXP-C-S

TYPE: CUSTOMER\_DRAWING

SIZE: A4

SCALE: 1:1

REV: T0-1

SHEET: 1/1